



1100 Was my second Phantom, Called “Austin” and the first production Epoxy boat, rigged and owned by Nick Belo from P&B, previous boat was 1044, plastic with tin rig.

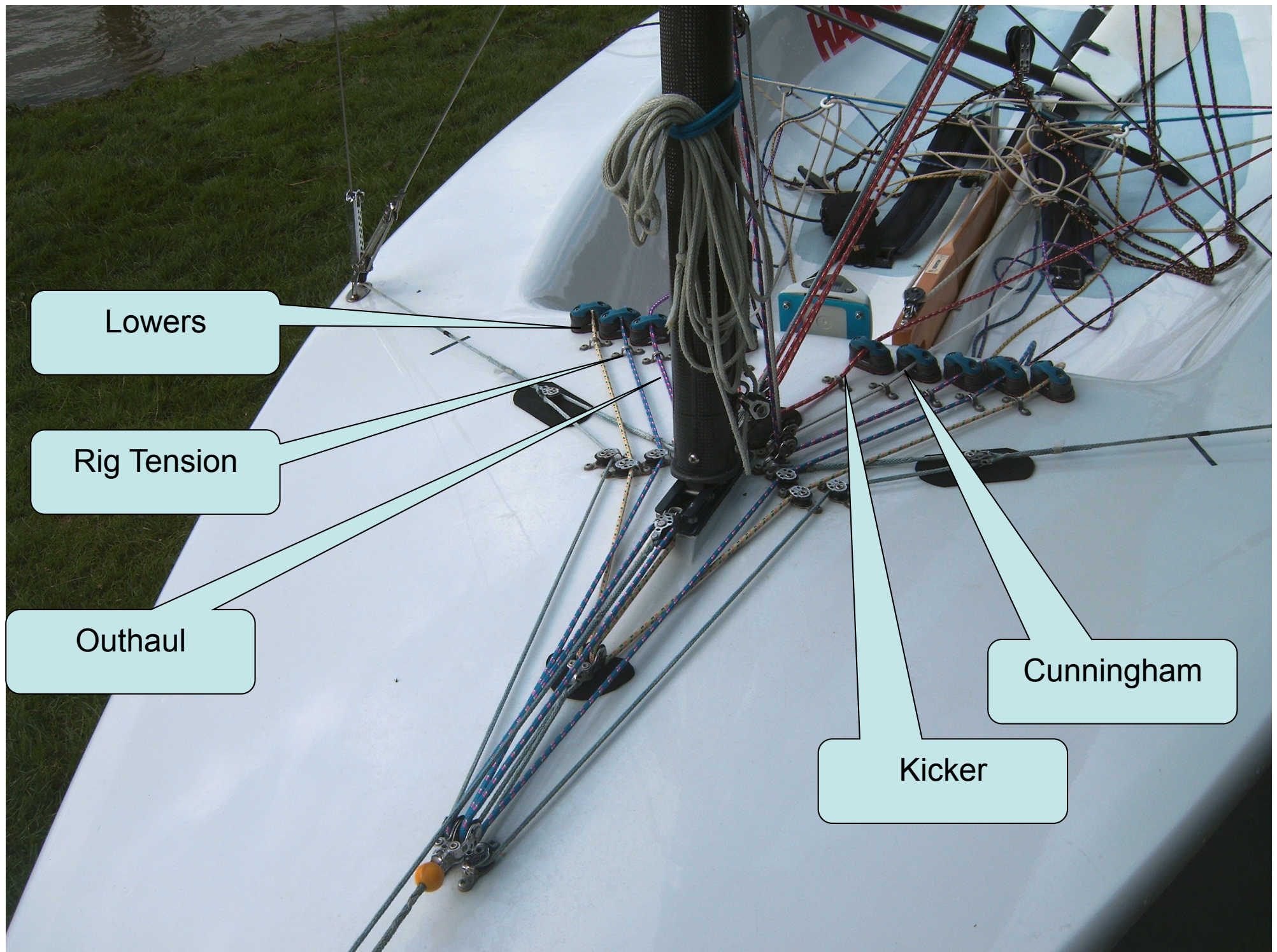
I have just purchased 1175 – “Alice”, she is also fitted out by P&B.

Rigged the same as Austin but I have added Additional plastic loops into the cross boat Elastic which supports the toe straps.

There are lots of variations and there must be a better way of rigging the lines so they don’t get twisted but I haven’t found it yet.

When screwing to the deck make sure you fit a packer if there isn’t one there, epoxy coat it first and put “Silkaflex” to hold in place. Unfortunately you cant do this with side deck mounted cleats and they will probably pull out?





Lowers


Rig Tension

Outhaul

Cunningham

Kicker






Rig Tension

Kicker

Cunningham

Outhaul





CB Up  
haul

CB Down  
haul

Added additional loops  
in here to carry each  
line and separate them  
on 1175

Centre Board has Up haul and down haul, no elastic.

Down haul runs along the CB case and out to the side deck each side

Up haul runs from the front pulleys straight to the side deck so its to hand when you need it....

You will need to put “Jap Tape” packers strategically placed to give friction In the places you want it to stop?

Toe straps also have a neat elastic system off the mainsheet bridal, which picks them up off the floor as soon as any mainsheet tension is put on.

Being a bit short for my weight I have quite long toe straps...

On 1175 I have made the toe straps adjustable, not sure how much benefit I gain but if nothing else I have a psychological advantage?