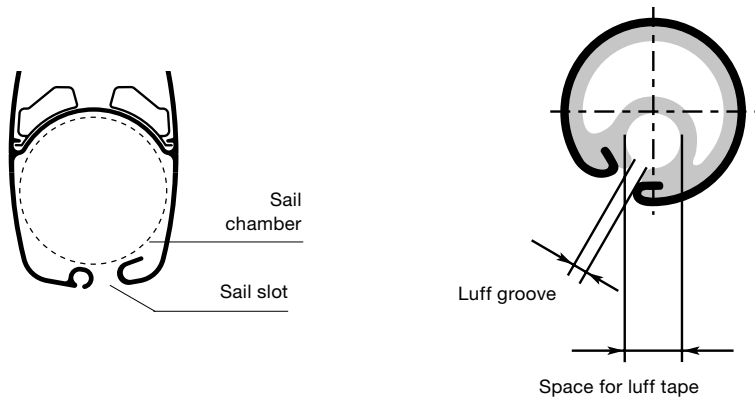







Seldén furling mast specifications

Mast section	Type	Sail chamber dia., mm	Sail slot mm	Max foot length E, mm	Drive options			Gear ratio manual drive	Diameter mm	Luff groove mm	Max space for luff tape dia., mm
					Manual	Hydraulic	Electric (Voltage)				
F176	RA	85	15±3	3750	X			1.75:1	25	2.75 ± 0,25	6
F194	RA	93		4200	X						
F212	RA	100		4500	X						
	RB			4400	X			2:1	30	3.25 ± 0,35	8
F228	RA	108		5000	X			1.75:1	25	2.75 ± 0,25	6
	RB			4900	X		X (12)				
F246	RB	114		5400	X	X	X (12)	1.75:1	25	2.75 ± 0,25	6
F265	RB	123	17±3	6000	X	X	X (12)				
	RC			5800	X	X	X (12/24)				
F286	RB	133		6500	X	X		1.75:1	30	3.25 ± 0,35	8
	RC			6300	X	X	X (12/24)				
F305	RB	141		6900	X	X		1.75:1	30	3.25 ± 0,35	8
	RC			6700	X	X	X (12/24)				
	RD			6000		X					
F324	RC	154	15±3	7000		X	X (12/24)	2:1	38		
F370	RD	171	22±3	7500		X		-	58	3.25 ± 0,25	10
F406	RD	190	24±3	9500		X					



Covers and plugs

	Description	Art. No.
	Cover for access to sail-feeder and tack attachment. 57 x 126 mm. F194-F246.	540-026
	Cover for access to sail-feeder and tack attachment. 72 x 207 mm. F265-F406.	540-120
	Grease hole cover, Ø 44 mm.	319-609