

Aluminium spinnaker poles



Seldén aluminium spinnaker poles give you fast and safe spinnaker handling. All the fittings have well-rounded edges to prevent personal injury and damage to equipment. The extrusions are lightweight and very durable, and are fitted with pole savers to shield the pole against damage from forestay and shrouds.

Composite end fittings are available for our Ø 48-Ø 96 poles. These fittings are normally used for end-for-end gybing but can be used for vertical pole stowage and dip gybing as well.

Our traditional aluminium fittings for dip gybing are available for the Ø 72-Ø 111 sections.

Trip trigger

All aluminium fittings and composite fittings for Ø 72-Ø 111 poles are available with a trip trigger function. You open the end fitting with a control line and the sheet locks it automatically. This makes life easier for the fore-deck crew.

Four good ways

There are four basic ways to handle the spinnaker. The end-for-end method, with the topping lift and downhaul attached to the centre of the spinnaker pole, is most suitable for boats up to 25 feet in length. Another end-for-end method, with the topping lift at the centre of the pole and



Small composite end fitting with stainless chafe guard and Dyneema bridle for downhaul.



Medium composite end fitting with stainless chafe guard, trip trigger and Dyneema bridle for downhaul.

The aluminium extrusions are fitted with pole savers to shield the pole against damage from forestay and shrouds.

the downhaul attached to the outboard end, is best for masthead rigged boats (max. 33 ft) and fractionally rigged boats (max. 40 ft). The third method, dip pole, is suitable for larger boats. The fourth way, twin pole arrangements, is recommended for yachts ranging from 40 feet and upwards. Twin poles make it much easier and safer to gybe with the spinnaker on a big yacht.

Section data

	Section dia., mm	I_y cm ⁴	I_x cm ⁴	Wall thickness, mm	Weight kg/m
	48/48	7.65	7.65	2.0	0.75
	60/60	15.4	15.4	2.0	1.00
	72/72	29.9	29.9	2.2	1.38
	84/84	48.0	48.0	2.2	1.53
	96/96	72.3	72.3	2.2	1.76
	99/99	123	123	3.6	2.65
	111/111	197	197	4.1	3.38

Composite spinnaker pole fittings

A lightweight composite fitting for fast and easy spinnaker handling. Stainless, spring loaded plunger. These fittings can be used for end-for-end gybing as well as vertical pole stowage and dip gybing.

Spinnaker poles with composite fittings come with Dyneema-core bridles for topping lift and downhaul. Can be secured in place without removing the fittings from the tube, which also makes it easier to change or adjust the bridles.

Ready, set, go



Hook up the spinnaker. Set up the spinnaker pole, topping lift and downhaul. Adjust the pole to suitable sailing trim. Haul in the windward guy. Also, haul in the leeward sheet to prevent the sail from twisting.



Hoist the spinnaker. It is a good idea if someone assists at the mast. Let the halyard run through a closed rope stopper. That way, you will not lose it if it fills early.



Make sure that the spinnaker runs free from the bag or through the forepeak hatch.



Call out "Top!" when the spinnaker is fully hoisted.



Adjust the guy and sheet.



Tidy up and hand in the jib.



When taking down the spinnaker, release the halyard first, followed by the leeward sheet. Do not release the windward guy until the spinnaker is fully down. If you want to read more about spinnaker sailing please order our free brochure, Using a spinnaker, Art. No. 595-560-E.

Selecting the right pole

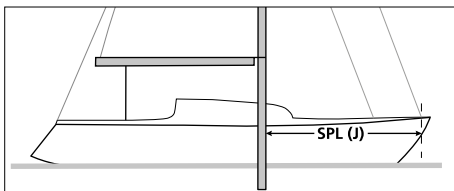
Just look in the appropriate table for your yacht's displacement or righting moment (RM) at 30° heel, then look right for the value exceeding your SPL or J value (shown in the sail plan).

Example: For an aluminium spinnaker pole. Yacht displacement 8.0 tonnes, SPL is 6100 mm. The correct section is 99/99.



Table terminology

RM: Righting moment at 30° of heel.



SPL (J): Maximum spinnaker pole length for your yacht.

A whisker pole should be approximately as long as the foot of the sail you intend to pole out.

Topping lift

When SPL is within 500 mm of a dimension shown in **bold blue**, a bridle topping lift is recommended if downhaul is at outboard end of pole. For 99/99 and larger diameter poles, use outboard end lift only.

Downhaul

Poles should have downhaul attached via a bridle or at outboard end. If a central attachment is desired, the pole diameter must be increased to the next size up.

Aluminium spinnaker pole selection max SPL (mm)

RM 30° kNm	Displ. tonnes	48/48	60/60	72/72*	84/84*	96/96	99/99	111/111
8	1.6	3000						
10	2.0	2700						
12	2.4	2500	3600					
14	2.8	2400	3500					
16	3.2	2350	3400					
18	3.6	2300	3300					
20	4.0	2250	3200	4650				
25	5.0		3000	4250				
30	5.7		2850	3905	5010			
35	6.3		2730	3720	4710			
40	7.0		2600	3520	4460	5480		
45	7.7			3360	4260	5230		
50	8.2			3220	4080	5010	6530	
55	9.0				3930	4820	6290	
60	10					4660	6070	
70	11					4380	5710	7230
80	12					4150	5410	6580
90	14						4950	6540
100	15						4770	6270
110	16						4600	6030
120	18							5830
130	19							5640
140	20							5330
150	22							5190
160	23							4950
180	26							4750
200	28							
220	31							
240	34							

* Max available SPL with composite end fittings, attached to a fixed mast ring. If the pole is to be "Dip Gybe", max available SPL is increased by 165 mm.



Aluminium whisker pole selection max pole length (mm)

RM 30° kNm	Displ. tonnes	48/48	60/60	72/72	84/84	96/96	99/99
12	2.4	3200					
14	2.8	3200					
16	3.2	3200					
18	3.6	3200					
20	4.0	3150	4700				
25	5.0	2800	4700	5240			
30	5.7	2550	4700	5240	5240		
35	6.3		4400	5240	5240		
40	7.0		4100	5210	5240		
45	7.7		3800	4970	5240		
50	8.2		3650	4770	5240	6280	
55	9.0			4590	5240	6280	6530
60	10			4430	5240	6280	6530
70	11				5240	6280	6530
80	12				5010	6140	6530
90	14					5860	6530
100	15						6530
110	16						6530




Downhaul

Poles should have the downhaul attached via a bridle or at the outboard end. If a central attachment is desired, the pole diameter must be increased to the next size up.

Spinnaker pole kits

There is no need to wait for Seldén to build your customized spinnaker pole. You can easily build it yourself from one of our kits. Your local Seldén dealer will, of course, be happy to do the job for you.



Aluminium spinnaker pole kits

Fittings designed for:
End-for-end gybing, dip pole gybing and vertical pole stowage.

Art. No.	Section, dia., mm	Max spinnaker pole length, mm	Type of end fitting
048-048-54	48	3180	2 of 534-865
060-060-54	60	3720	
060-060-68		5220	2 of 534-854*
072-072-57	72	4180	
072-072-68		5180	2 of 534-854*
084-084-57	84	4720	
084-084-68		5220	
096-096-68**	96	6260	

* Trip trigger retrofit kit, Art. No. 534-857-01.

** Only to be used as a whisker pole.

Aluminium spinnaker pole kits

Fittings designed for: Dip pole gybing and vertical pole stowage.

Art. No.	Section dia., mm	Max spinnaker pole length, mm	Type of end fitting
072-072-67	72	5245	534-854* Outboard end 534-778 Inboard end
084-084-67	84	5285	
096-096-67	96	6500	534-777 Outboard end
099-099-67	99	6500	534-778 Inboard end

* Trip trigger retrofit kit, Art. No. 534-857-01.

Single tapered Carbon spinnaker poles - Made to order. Tapered outer end.





Fittings designed for dip gybing and vertical pole stowage.

Includes; Outboard end with trip-trigger function, trip-line, retraction cord for spinnaker lift and lift-eye.

Art. No	Section Dia., mm	Max spinnaker pole length, mm	Type of end fitting
SSC102-54	102	6340	Inboard end: 534-778
SSC119-54	119	8340	Outboard end: 534-777

Carbon spinnaker pole kits


Fittings designed for: End-for-end gybing, dip pole gybing and vertical pole stowage.

Art. No.	Section Dia., mm	Max SPL, mm	Type of end fitting	Carbon tube only	Section Dia., mm	Max length mm
047-047-01	47	2680	2 of 534-865			
047-047-02		3180				
047-047-03		3680		535-549-03	47	3500
059-059-01	59	3220				
059-059-02		3720				
059-059-03		4220		535-550-03	59	4000
061-061-01	61	3220				
061-061-02		3720				
061-061-03		4220		535-554-03	61	4000
061-061-04		5220		535-554-04	61	5000
077-077-01	77	3680	2 of 534-854*			
077-077-02		4480				
077-077-03		4780		535-567-03	77	4600
088-088-01	88	4230				
088-088-02		4930		535-552-02	88	4700
088-088-03		5430		535-552-03	88	5200
090-090-01	90	4230				
090-090-02		4930				
090-090-03		5430		535-564-03	90	5200

* Trip trigger retrofit kit, Art. No. 534-857-01. SPL = Spinnaker Pole Length.

Carbon spinnaker pole kits

Fittings designed for: End-for-end gybing, dip pole gybing and vertical pole stowage.

Art. No.	Section dia., mm	Max spinnaker pole length, mm	Type of end fitting
077-077-21	77	3755	Inboard end, 534-778
077-077-22		4555	
077-077-23		4855	
088-088-21	88	4295	Outboard end, 534-854*
088-088-22		4995	
088-088-23		5495	
090-090-21	90	4295	
090-090-22		4995	
090-090-23		5495	

* Trip trigger retrofit kit, Art. No. 534-857-01.

Tools for working with carbon fibre

Art. No.	Description	Used for section, dia., mm
592-079	Drill Ø 4,1	-
592-080	Drill Ø 4,8	47, 59, 61
592-081	Drill Ø 6,4	77, 88, 90
592-102	Hacksaw blade	All

Warning: Always use breathing protection when drilling or cutting carbon products.

Twaron protection

Protects the pole from damage from the forestay, rail impact, etc. Two protectors needed for end-for-end poles.

For section, mm	One protector, for dip pole gybing, Art. No.	Two protectors, for end-for-end gybing, Art. No.
59	-	535-586-02
61	-	535-593-02
77	535-599-01	535-599-02
88	535-588-01	535-588-02
90	535-594-01	535-594-02



Bridle kit

Includes Ø4 mm HMPE* rope and stainless steel ring.

Art. No.	For max spinnaker pole length, mm
613-051-04	3250
613-051-05	4500
613-051-06	5500

* High modulus polyethylene.

Exit box for trip line

For dip pole gybing, the trip line must exit through an exit box. For further information, see instruction 595-415-E on www.seldenmast.com.

Art. No.	Dimensions, mm
505-069-11	21x9

