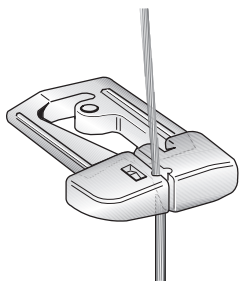



# Spreader brackets and spreader assemblies

The tables below give you full information for choosing the right replacement spreader, spreader end plug or spreader bracket for your yacht. The mast section is always the key to identifying the correct spreader assembly.



End plug, P-70.



End plug, P-95.



Eye for flag halyards, Art. No. 508-089-01.

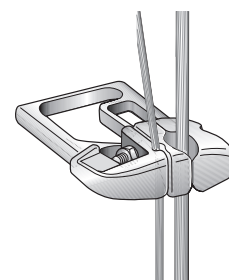
Mast section	Bracket pair starboard and port	Spreader width, mm	Length, mm (tapered)	Spreader assembly Art. No. (1 pair) excl. end plug	End plug Art. No.	
P100	522-002-01	P-70	400 (350)	503-160-02*	Wire Ø 3-6 500-545-01	
P111	522-003-01		450	503-161-02*		
	522-003-02**		500	503-162-02*		
			550	503-163-02*		
			600 (550)	503-151-02*		
			650	503-152-02*		
			700	503-153-02*		
			750	503-154-02*		
E122	522-033-01		400 (350)	503-160-01		
E130	522-035-01		450	503-161-01		
D109	522-017-01	500	503-162-01			
D121	522-049-01	550	503-163-01			
E138	522-027-01	P-95B	550 (350)	503-201-01	Wire Ø 4-7 500-566-01	
E155	522-029-01		600 (550)	503-202-01		
E170	522-031-01		650	503-203-01		
D129	522-025-01		700	503-204-01		
D137	522-019-01		750	503-205-01	Wire Ø 8 500-566-02	
D146	522-023-01		800 (700)	503-206-01		
			850	503-207-01		
D160	522-021-01		900	503-208-01		
			950	503-209-01		
			1000 (900)	503-210-01		
R190	522-075-01		1050	503-211-01		
R213	522-077-01		1100	503-212-01		
F176, F194	522-164-01		1150	503-213-01		
			1200	503-214-01		
			1300	503-215-01		
			1400	503-216-01		
			1500	503-217-01		

\* Slotted inner end. \*\* With long bolt for tangs.

Example for ordering a single spreader: half a spreader pair (503-204-01), width P-95, length 700 mm (mast section, starboard/port, angle), plus end plug (500-566-01). Please state if it is the lower spreader with flag halyard eye.




Mast section	Bracket pair starboard and port	Spreader width, mm	Length, mm (tapered)	Spreader assembly Art. No. (1 pair) excl. end plug	End plug Art. No.
E177	522-037-01	P-117	600 (450)	503-301-01	Wire Ø 6
E189	522-039-01		650 (600)	503-302-01	500-572-01
E206	522-041-01		700	503-303-01	
R214	522-069-01		750	503-304-01	Wire Ø 7-10
R235	522-079-01		800	503-305-01	500-574-01
			850 (750)	503-306-01	
R232	522-065-01		900	503-307-01	Wire Ø 12
R260	522-063-01		950	503-308-01	(top spreader)
			1000	503-309-01	500-628-01
F212, F228, F246	522-065-01		1050	503-310-01	
F265	522-160-01		1100	503-311-01	
			1150 (1000)	503-312-01	
			1200	503-313-01	
			1300	503-314-01	
			1400	503-315-01	
		1500	503-316-01		
E224	522-043-01	P-140	600 (550)	503-401-01	Wire Ø 6-7
E237	522-045-01		650 (600)	503-402-01	500-582-01
E274	522-051-01		700	503-403-01	
R290	522-067-01		750	503-404-01	Wire Ø 8-10
F286, F305	522-162-01		800	503-405-01	500-584-01
			850 (800)	503-406-01	
			950	503-408-01	Wire Ø 12
			1000	503-409-01	500-586-01
			1050	503-410-01	
			1100	503-411-01	Wire Ø 14
			1150 (1100)	503-412-01	500-587-01
			1200	503-413-01	
			1300	503-415-01	
			1400	503-417-01	
			1500	503-419-01	
		1600	503-421-01		



End plug, P-117 and P-140.

Example for ordering a single spreader: half a spreader pair (503-308-01), width P-117, length 950 mm (mast section, starboard/port, angle), plus end plug (500-574-01). Please state if it is the lower spreader with flag halyard eye.



Spreader brackets,  
C156-C193, F176-F212.



Spreader brackets,  
C211-C304, F212-F305.

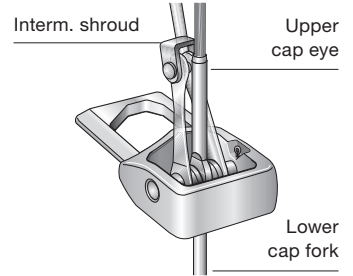
Mast section	Bracket pair starboard and port	Spreader width, mm	Length, mm (tapered)	Spreader assembly Art. No. (1 pair) incl. clevis pins, excl. end plug	End plug Art. No.
C156	522-108-01	T-90	600 (550)	503-242-01/11	Wire Ø 4-5 500-636-01
C175	522-109-01		650	503-243-01/11	
C193	522-110-01		700	503-244-01/11	
F176	522-255-01		750	503-245-01/11	Wire Ø 6-8 500-636-02
F194	522-255-02		800 (700)	503-246-01/11	
F212	522-255-03		850	503-247-01/11	
			900	503-248-01/11	
			950	503-249-01/11	
			1000 (900)	503-250-01/11	
			1050	503-251-01/11	
			1100	503-252-01/11	
			1150	503-253-01/11	
			1200	503-254-01/11	
			1300 (1000)	503-255-01/11	
			1600 (1200)	503-256-01/11	
			1750	503-257-01/11	
C211	522-116-11*		T-105	600 (450)	503-341-01/02/11
C227	522-116-13*	650 (600)		503-342-01/02/11	
C245	522-116-15*	700		503-343-01/02/11	
F212	522-253-01	750		503-344-01/02/11	Wire Ø 7-8 500-590-01
F228	522-253-02	800		503-345-01/02/11	
F246	522-253-03	850 (750)		503-346-01/02/11	
F265	522-253-04	900		503-347-01/02/11	
		950		503-348-01/02/11	
		1000		503-349-01/02/11	
		1050		503-350-01/02/11	
		1100		503-351-01/02/11	
		1150 (1000)		503-352-01/02/11	
		1200		503-353-01/02/11	
		1300		503-354-01/02/11	
		1400		503-355-01/02/11	
		1500		503-356-01/02/11	
		1600		503-357-01/02/11	
		1750 (1200)	503-358-01/02/11		
		1850 (1400)	503-359-01/02/11		
C264	522-122-11*	T-131	600 (550)	503-460-01/02/11	Wire Ø 6-7 500-700-01
C285	522-122-13*		650 (600)	503-461-01/02/11	
C304	522-122-15*		700	503-462-01/02/11	
F265	522-257-01		750	503-463-01/02/11	Wire Ø 8-10 500-701-01
F286	522-257-02		800	503-464-01/02/11	
F305	522-257-03		850 (800)	503-465-01/02/11	
			900	503-466-01/02/11	Wire Ø 12 500-702-01
			950	503-467-01/02/11	
			1000	503-468-01/02/11	
			1050	503-469-01/02/11	
			1100	503-470-01/02/11	Wire Ø 14 500-703-01
			1150 (1100)	503-471-01/02/11	
			1200	503-472-01/02/11	
			1300	503-474-01/02/11	
			1400	503-476-01/02/11	
			1500	503-478-01/02/11	
			1600	503-480-01/02/11	
		2100 (1100)	503-481-01/02/11		

\* Compression bar to be used only if diagonal shroud is attached via fitting in mast wall (as opposed to attachment in spreader bracket).

-01 = With cut-out for stemball  
-02 = Without cut-out for stemball  
-11 = T-spreaders for F-section

## Spreader end plugs, linked rig

Spreader width, mm dia., mm	Upper cap eye dia., mm	Lower cap fork dia., mm	Intern. shroud		Art. No.	Remarks
			Rigging screw dimension	Wire dia., mm		
P-95	5	5	5/16"	4-5	500-568-04	
	5	6	5/16"	4-5	500-568-06	
	6-7	6-7*	5/16"	4-5	500-568-05	*Ø 6: Fork hole Ø 12.5 required
	6-7	6-7*	3/8"	5-6	500-568-01	*Ø 6: Fork hole Ø 12.5 required
	7	8	5/16"	4-5	500-568-07	
	7	8	3/8"	5-6	500-568-08	
	7	8	7/16"	6-7	500-568-02	
	8	8-10	3/8", 5/16"	5-6	500-568-09	
	8	8-10	7/16"	6-7	500-568-03	
P-117	7	8	5/16"-3/8"	5-6	500-578-05	
	7	8	7/16"	6-7	500-578-01	
	8	8	3/8"-7/16"	5-7	500-578-04	
	8-10	10	3/8"-7/16"	5-7	500-578-08	
	8-10	10	5/16"	5	500-578-09	
	8-10	10	1/2"	7-8	500-578-02	
	10	12	7/16"	6-7	500-578-07	
	10	12	1/2"	7-8	500-578-03	
	12	12	1/2"-5/8"	7-10	500-578-06	
P-140	8	8	3/8"-7/16"	5-7	500-588-13	
	8-10	10*	3/8"-7/16"	5-7	500-588-10	*Ø 10: Fork hole Ø 16.5 required
	8-10	10*	1/2"	7-8	500-588-01	*Ø 10: Fork hole Ø 16.5 required
	8-10	12	1/2"	7-8	500-588-02	
	8-10	12	5/8"	8-10	500-588-12	
	12	12	1/2"	7-8	500-588-06	
	12	12-14	5/8"	8-10	500-588-05	
	12	14	1/2"	7-8	500-588-07	
	12	14	3/4"	10-12	500-588-03	
14	14	3/4"	10-12	500-588-08		
<b>Prior to 2008</b>						<b>From 2008</b>
T-90	5	5	5/16"	4-5	500-637-04	500-998-01
	5	6	5/16"	4-5	500-637-06	
	6-7	6-7*	5/16"	4-5	500-637-05	*Ø 6: Fork hole Ø 12.5 required
	6-7	6-7*	3/8"	5-6	500-637-01	*Ø 6: Fork hole Ø 12.5 required
	7	8	5/16"	4-5	500-637-07	
	7	8	3/8"	5-6	500-637-08	
	7	8	7/16"	6-7	500-637-02	
	8	8-10	3/8"-5/16"	5-6	500-637-09	
	8	8-10	7/16"	6-7	500-637-03	
T-105	7	7	5/16"-3/8"	5-6	500-555-09	500-998-10
	7	8	5/16"-3/8"	5-6	500-555-05	
	7	8	7/16"	6-7	500-555-01	
	8	8	3/8"-7/16"	5-7	500-555-04	
	8-10	10	3/8"-7/16"	5-7	500-555-08	
	8-10	10	1/2"	7-8	500-555-02	500-996-01
	10	12	7/16"	6-7	500-555-07	
	10	12	1/2"	7-8	500-555-03	
T-131	8	8	3/8"-7/16"	5-7	500-704-13	500-996-10
	8-10	10*	3/8"-7/16"	5-7	500-704-10	*Ø 10: Fork hole Ø 16.5 required
	8-10	10	1/2"	7-8	500-704-01	
	8-10	12	1/2"	7-8	500-704-02	
	12	12	1/2"	7-8	500-704-06	
	8-10	12	5/8"	8-10	500-704-12	500-994-01
	12	12-14	5/8"	8-10	500-704-05	
	12	14	1/2"	7-8	500-704-07	
	12	14	3/4"	10-12	500-704-03	
14	14	5/8"	8-10	500-704-14		
14	14	3/4"	10-12	500-704-08		



Linked end plug, P-95, P-117, P-140, T-90, T-105 and T-131 (prior to 2008).



Linked end plug for T-90, T-105 and T-131 (from 2008).